



Glass Divider

The Sneeze Guard Company

Project Name: _____

Location: _____

Item #: _____ Qty: _____

Date: _____

Model: **C130**

Class: Sneeze Guard - Self Service - (horizontal shield)

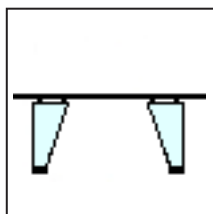
Model C130 is part of the Crystalline Series featuring the all glass look. The C130 Self Service Sneeze Guard is characterized by the horizontal shield. Designers like the clean low profile of this sneeze guard. The shield is supported 13" above the counter and meets NSF requirements. The maximum bay size for these sneeze guards is 60" and is available in 1/4", 3/8", or 1/2" safety tempered glass. The C130 has six styles of support which meet most any self-serve needs. Multiple bay units provide a continuous smooth top shield. Custom sizes and shapes available. Always review your sneeze guard plans with your health department.



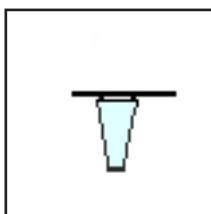
- Crystal Clear 1/2" Safety Tempered Glass Supports
- Large Bay Size (Up to 60" between supports)
- Six Standard Support Styles
- Easy Assembly
- Chrome Finish Hardware



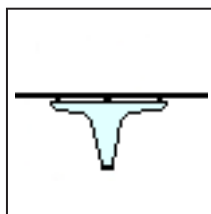
Support Options:



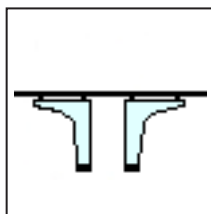
Front-Edge



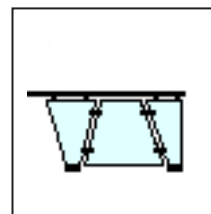
Open



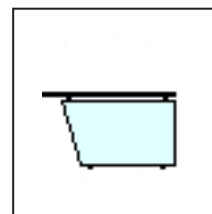
Sculpture



Split Sculpture



Variable-Closed



Extended
22" Depth

Options & Accessories

Glass Options

- ☐ 1/4", 3/8", or 1/2" Glass
- ☐ Crystal Clear Glass
- ☐ Custom Shape
- ☐ Frosted Logo
- ☐ Frosted Glass

Mounting Options

- ☐ Tab Feet
- ☐ U-Channel
- ☐ Flanged Boot

Accessories

- ☐ LED Lights
- ☐ LED Edge Lights
- ☐ Logo Lights
- ☐ Food Warmer Mount
- ☐ Food Warmer Power Drop



The "Var-Closed" or "Extended" supports are required as end supports on NSF certified sneeze guards. The "Edge", "Open", "Sculpture" and "Split-Sculpture" supports can be used for internal supports in multi-bay configurations

